

LIGHTING FOR COMPLEX ENVIRONMENTS

4 ft. long

APPLICATIONS

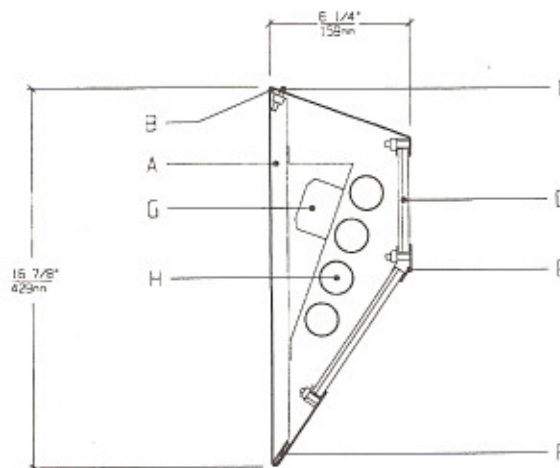
- Detention Cell Lighting
- Prison Day Rooms and Common Areas
- Psychiatric Ward Lighting
- Rehabilitation Centers
- Dormitories

Heavy gauge housings with concealed hinges, unbreakable lenses, tamperproof screws and absence of cracks and crevices make DWM Series ideally suited for DETENTION and SECURITY areas, where physical attack or abuse are expected.

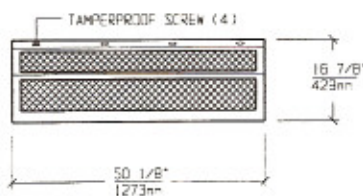
FEATURES

- ♦ Hinged, one piece, heavy gauge Lens Housing
- ♦ Maximum, Medium, Minimum or Super Maximum security
- ♦ One piece Backplate with a blade trap
- ♦ Exterior / Interior Lens system provides protection and uniform illumination
- ♦ Tamperproof Screws with captive cage nuts
- ♦ Concealed Hinge with welded pin end to optimize security
- ♦ Removable Power Tray
- ♦ Lens secured to Lens Housing by through studs and heavy gauge steel rails
- ♦ Dual Window Housing for wide spread light distribution

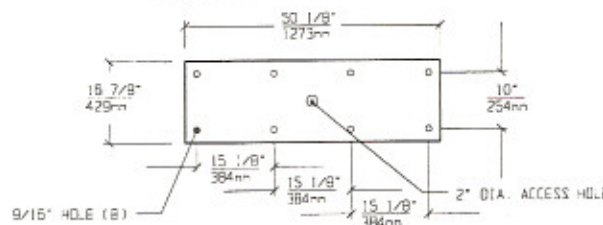
CROSS SECTION



LENS HOUSING DIMENSIONS



BACK VIEW / MOUNTING DIMENSIONS



SPECIFICATIONS

- | | |
|--|---|
| <p>A. BACKPLATE Die formed cold rolled steel Backplate, with contraband drop slot. Gauge to match Housing.</p> <p>B. GASKET Polyurethane Gasket around inside of Lens Housing to prevent light leaks.</p> <p>C. FASTENERS Captive tamperproof fasteners. (Torx head standard. For others see Options).</p> <p>D. LENS Per spec. Specify Lenses for Room / Lamp sides. (See Lens Options).</p> <p>E. HOUSING Die formed one piece cold rolled steel Lens Housing with welded seams. (Specify gauge).</p> | <p>F. HINGE Heavy gauge internal security Hinge supports Lens Housing during relamping.</p> <p>G. BALLAST HPF, Class P, Energy saving Ballast (See Voltage, Ballast Options).</p> <p>H. LAMPS 32W T-8 or 40W T-12 Lamps. See Lamp Options. (Lamps by others).</p> <p>I. FINISH Polyester Powder coat white finish with 92% reflectance.</p> <p>J. UL LISTED Suitable for Damp Locations.</p> |
|--|---|

LAMP SELECTION



LAMPS: (2) 32W T-8
(2) 40W T-12



LAMPS: (3) 32W T-8
(3) 40W T-12



LAMPS: (4) 32W T-8
(4) 40W T-12

ORDERING INFORMATION

DWM-4 -

GAUGE	No. of LAMPS	WATTAGE	VOLTAGE	BALLAST	LENS OPTIONS	OPTIONS
T=12 Gauge	1=1 Lamp	32=32Watts	120=120Volts	EB=Electronic	ROOM SIDE	AH = Allen Head Screws
Super Max.	2=2 Lamps	(T-8)	277=277Volts	Ballast	18CP=.187"Clear P/C	GF = GLR Fuse
F=14 Gauge	3=3 Lamps	40=40Watts	347=347Volts	MB=Magnetic	25CP=.250"Clear P/C	NL = Night Light (PL-7or 9)
Maximum	4=4 Lamps	(T-12)		Ballast	37CP=.375"Clear P/C	DB = Dimming Ballast
S=16 Gauge				EB2=(2) Electr.	50CP=.500"Clear P/C	EM = Emergency Lighting
Medium				Ballasts	18TG=.187"Temp.Glass	CW = Cold Weather Ballast
E=18 Gauge				EBH=<10% THD	25TG=.250"Temp.Glass	
Minimum				El. Ballast	37TG=.375"Temp.Glass	(More than one Option
Security					50TG=.500"Temp.Glass	can be specified)
					LAMP SIDE	
					12PA=.125"Prism. Acrylic	
					15PP=.156"Prism. P/C	
					18PP=.187"Prism. P/C	
					15PG=.156"Prism. Temp. Glass	
					UO = UV Absorbing Overlay	
					(Other Lens Options Available.	
					Consult Factory)	

EXAMPLE: DWM - 4 - F - 2 - 32 - 277 - EB - 25CP/15PP - AH

DESCRIPTION: DWM - 4 = Series DWM, 4 feet nominal size
 F = 14 Gauge Cold Rolled Steel - Maximum Security
 2 = 2 Lamps
 32 = 32 Watts T-8 Lamps
 277 = 277 Volt Operation
 EB = Electronic Ballast
 25CP/15PP = .250" Thick Clear Polycarbonate on Room Side / .156" Thick Prismatic Polycarbonate on Lamp Side
 AH = Allen Head Screws in Lens Housing

FIXTURE TYPE		COMMENTS
CATALOG NUMBER	DWM-4-	
JOB NAME		
APPROVAL		
DATE		

Dimensions and Specifications subject to change without notice
 Fixture guaranteed for one year against mechanical defects in manufacture.
 2-97 DWM-4