

**LIGHTING FOR COMPLEX ENVIRONMENTS**

**4 ft. long**

**APPLICATIONS**

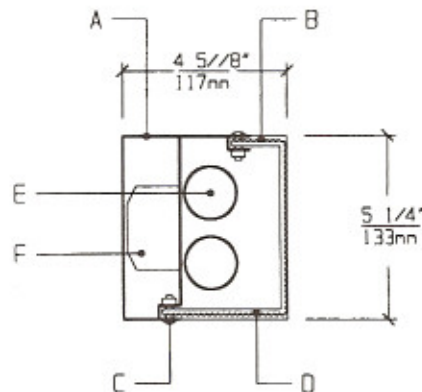
- Schools / Universities
- Apartments / Condominiums / Public Housing
- Convenience Stores
- Government Facilities
- Hospitals

Heavy gauge housings with wraparound unbreakable lenses and tamperproof screws help VWA Series withstand severe punishment, and make them ideally suited for VANDAL and HIGH ABUSE areas, where deliberate tampering is expected.

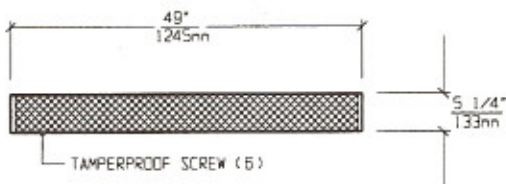
**FEATURES**

- ♦ 16 gauge die formed Housing
- ♦ 4 feet by 5 in. nominal Housing size
- ♦ One piece wraparound prismatic polycarbonate Lens provides uniform illumination
- ♦ Tamperproof Screws with captive cage nuts
- ♦ Asymmetric lens / reflector for Wall mounting
- ♦ Non-corrosive durable coating
- ♦ Maintenance free, one time installation
- ♦ Stands up to physical impact and tampering

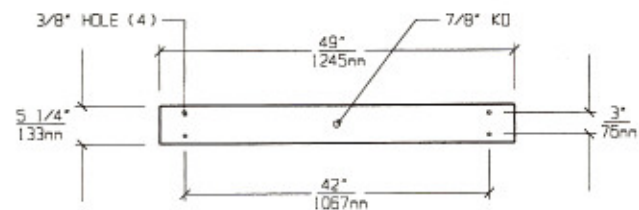
**CROSS SECTION**



**LENS FRAME DIMENSIONS**



**TOP VIEW / MOUNTING DIMENSIONS**



**SPECIFICATIONS**

<p><b>A. HOUSING</b> 16 gauge die formed cold rolled steel Housing with welded End Caps.</p> <p><b>B. GASKET</b> Polyurethane Gasket around inside of Lens to prevent light leaks.</p> <p><b>C. FASTENERS</b> Stainless steel tamperproof fasteners. (Torx head standard. For others see Options).</p> <p><b>D. LENS</b> .156" prismatic polycarbonate Lens with external prisms for even illumination.</p>	<p><b>E. LAMPS</b> 32W T-8 or 40W T-12 Lamps. See Lamp Options. (Lamps by others).</p> <p><b>F. BALLAST</b> HPF, Class P, Energy saving Ballast (See Voltage, Ballast Options).</p> <p><b>G. FINISH</b> Polyester Powder coat white finish with 92% reflectance</p> <p><b>H. U.L. LISTED</b> Suitable for Damp Locations. Wet Locations construction available.</p>
---	---

LAMP SELECTION



LAMPS: (1) 32W T-8  
(1) 40W T-12



LAMPS: (2) 32W T-8  
(2) 40W T-12

ORDERING INFORMATION

VWA - 4 -

No. of LAMPS	WATTAGE	VOLTAGE	BALLAST	OPTIONS
1=1 Lamp	32=32 Watts	120=120 Volts	EB=Electronic	OL=Opal Lens
2=2 Lamps	(T-8)	277=277 Volts	Ballast	GF=GLR Fuse
	40=40 Watts	347=347 Volts	MB=Magnetic	NL=Night Light (PL-7 or 9)
	(T-12)		Ballast	DB=Dimming Ballast
			EB2=(2) Electr.	EM=Emergency Lighting
			Ballasts	CW=Cold Weather
			EBH=<10% THD	Ballast
			El. Ballast	RF=Radio Frequency Interference Filter
				AH=Allen Head Screws
				OH=Oval Head Screws

(More than one Option can be specified)

EXAMPLE: VWA - 4 - 2 - 32 - 277 - EB - GF - NL

DESCRIPTION: VWA-4 = Series VWA, 4 feet nominal size  
 2 = 2 Lamps  
 32 = 32 Watts T-8 Lamps  
 277 = 277 Volt Operation  
 EB = Electronic Ballast  
 GF = GLR Fuse  
 NL = Night Light for PL - 7 or 9

FIXTURE TYPE		COMMENTS
CATALOG NUMBER	VWA-4-	
JOB NAME		
APPROVAL		
DATE		

Dimensions and Specifications subject to change without notice  
 Fixture guaranteed for one year against mechanical defects in manufacture.  
 2-97 VWA-4